

# PORCELAIN PAVERS

By: Steve Lasek

When designing any space, budget typically becomes a consideration at some point. Designing an outdoor space with a raised paver system is no exception. Additionally, since outdoor space is sometimes considered amenity space, it may be subject to value engineering.


When evaluating material costs for these systems there are two major components:

1. the finish material (paver) and;
2. the setting material (pedestals).

Let's assume that all project stakeholders agree on the importance of material quality, and do not want to reduce cost by selecting cheaper material. So, the question becomes: how can cost savings be achieved without changing material? Something as simple as changing the paver layout and/or size can significantly reduce cost.

To keep it simple, let's imagine a 5,000SF recreational finished roof deck space at a corporate office building. Consider the following two scenarios.

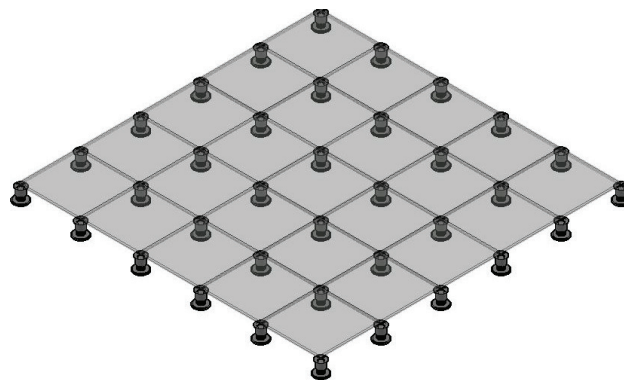
## Scenario 1:



Paver Size	24"x24" Nominal Pavers
Layout	1/2" Running Bond
Pedestal Height	Averages 5"
Sloped Roof Deck	3/4" Per foot must be offset in paver installation

- The project required 3,000 pedestals.
- At roughly \$10/pedestal assembly + \$7.00/SF for the paver, **total materials cost = \$65,000.**

In this case changing the pattern to stacked bond decreased the number of pedestals required:




Paver Size	24"x24" Nominal Pavers
Layout	Stacked Bond
Pedestal Height	Averages 5"
Sloped Roof Deck	3/4" Per foot must be offset in paver installation

- The project now requires just 1,950 pedestals.
- At roughly \$10/pedestal assembly + \$7.00/SF for the paver, **total materials cost = \$54,500.**

This adjustment yields a material savings of **-\$10,500, or -16%**, without sacrificing material quality, and without having to reselect finish material.


## Scenario 2:



Paver Size	12"x48" Nominal Pavers
Layout	Stacked Bond
Pedestal Height	Averages 5"
Sloped Roof Deck	¼" Per foot must be offset in paver installation

- The project requires 3,750 pedestals.
- At roughly \$10/pedestal assembly + \$8.50/SF for the paver, **total materials cost = \$80,000.**

In this case a wider paver was implemented into a nicer looking 1/2 running bond, this decreased the number of pedestals required:



Paver Size	16"x48" Nominal Pavers
Layout	½" Running Bond
Pedestal Height	Averages 5"
Sloped Roof Deck	¼" Per foot must be offset in paver installation

- The project now requires just 2,750 pedestals.
- At roughly \$10/pedestal assembly + \$7.50/SF for the paver, **total materials cost = \$65,000.**
- **This adjustment yields a -\$15,000 savings, or -19%.**

The Creative Materials team understands that all projects have different requirements. The numbers in this whitepaper are hypothetical but factually represent how cost savings could be achieved. Creative Materials regularly consults with architects and designers to determine the best solution to meet specific project needs.

## Your project

Visit [creativematerialscorp.com](http://creativematerialscorp.com) or call 800.207.2967. Creative Materials will help you Create With Confidence.