





## Description

Atmosphere porcelain tile presents linear veining, reminiscent of Eramosa. The distinguishable aesthetic adds flow, whether running the vein in the same direction or a quarter turn for distinction.

## Colors



## Sizes



## Technical Data

| Specification Reference | Test Method | Test Result |
|-------------------------|-------------|-------------|
| DCOF                    | ANSI A326.3 | > 0.50 Wet  |
| Water Absorption        | ASTM C373   | < 0.5%      |
| Breaking Strength       | ASTM C648   | > 250 lbf   |
| PEI                     | ASTM C1027  | IV          |

## Finish & Thickness

Matte | 7mm, 8mm  
Finish varies per size and color –  
Refer to Color•Size•Finish Matrix

## Lead Time

2-3 Weeks

## Location

USA

| Body Type                   | Shade Variation |
|-----------------------------|-----------------|
| Glazed Color-Body Porcelain | V2              |





Silver Cloud



Grey Moon

## Mosaics

2"x2" Mosaic on 12"x12"x8mm Sheet Matte | Non-Rectified



Silver Cloud



White Star



Warm Dawn



Grey Moon



Night Sky

## Color•Size•Finish Matrix






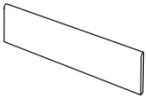
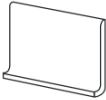
| Color<br>—<br>Size & Thickness  |  |  |  |  |  |
|---|---|--|---|---|---|
|   | Silver Cloud  | White Star   | Warm Dawn   | Grey Moon   | Night Sky   |
| 12"x24"x8mm<br>Non-Rectified  | Matte   | Matte  | Matte   | Matte   | Matte   |
| Bullnose<br>3"x12"x8mm<br>Non-Rectified   | Matte   | Matte  | Matte   | Matte   | Matte   |
|    |   |  |   |   |   |
| Covebase<br>6"x12"x7mm<br>Non-Rectified   | Matte   | Matte  | Matte   | Matte   | Matte   |
|  |   |  |   |   |   |

Chart indicates available size, color, finish and thickness options. Shaded block indicates not available. Sizing is nominal for field tile, trims, and decors.

