



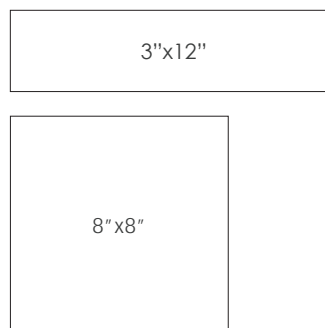
Description

Bateau Complements porcelain tile combines precious marble effects with geometric arrangements. The decorations radiate with pops of color and depth of vein. A continuous space of complementary expression is easily achieved with the coordinating 3"x12" beveled wall tile.

Colors



Sizes



Technical Data

Specification Reference	Test Method	Test Result
DCOF	ANSI A326.3	8"x8" • > 0.42 Wet
		3"x12" • Not Applicable
Water Absorption	ISO 10545-3	< 0.5%
Breaking Strength	ISO 10545-4	R>35 N/mm ² , S>1300N
PEI	ISO 10545-7	8" x 8" • IV

Finish & Thickness

Matte | 10mm
Finish varies per size and color –
Refer to Color•Size•Finish Matrix

Lead Time

8-10 Weeks

Location

Italy



2024v1

BATEAU COMPLEMENTS

creative
materials
corporation



Decor

Deco 8"x8"x10mm Matte



BATEAU COMPLEMENTS

Color•Size•Finish Matrix

Color — Size & Thickness						
	White	Greige	Grey	Light Green	Dark Blue	Burgundy
3"x12"x10mm	Matte	Matte	Matte	Matte	Matte	Matte






Color — Size & Thickness					
	Greige	Light Green	Grey	Dark Blue	Burgundy
Deco 8"x8"x10mm	Matte	Matte	Matte	Matte	Matte

Chart indicates available size, color, finish and thickness options. Shaded block indicates not available. Sizing is nominal for field tile, trims, and decors.

