




## Description

Epic porcelain tile targets the modern aesthetic with elements of cement and plaster fused together. With a vision of the epicenters of contemporary design, New York and LA, this collection was created.

## Colors



## Sizes

3.75" x 12"

12" x 24"

24" x 24"

24" x 48"

Polygon  
21.5" x 29.5"

Paver options available.  
Contact [info@creativematerialscorp.com](mailto:info@creativematerialscorp.com) or your consultant for more information.

## Technical Data

Specification Reference	Test Method	Test Result
DCOF	ANSI A326.3	Interior, Wet Plus (>0.50 Wet)
Water Absorption	ASTM C373	< 0.5%
Breaking Strength	ASTM C648	> 450 lbf
Surface Hardness	Mohs	7

## Finish & Thickness

Matte | 9mm  
Finish varies per size and color –  
Refer to Color•Size•Finish Matrix

## Lead Time

2-3 Weeks

## Location

USA

Body Type	Shade Variation
Glazed Color-Body Porcelain	V2



2024v3



Grey + Grey Mix Poly Mosaic



White

## Mosaics

3"x4" Poly Mix Mosaic on 12"x12"x9mm Sheet Matte | Rectified




Beige Mix



Grey Mix

2"x2" Mosaic on 12"x12"x9mm Sheet Matte | Rectified



White



Beige




Taupe



Light Grey



Grey



Black

## Color•Size•Finish Matrix

Color — Size & Thickness						
	White	Beige	Taupe	Light Grey	Grey	Black
3.75" x 12" x 9mm Rectified	Matte	Matte	Matte	Matte	Matte	Matte
12" x 24" x 9mm Rectified	Matte	Matte	Matte	Matte	Matte	Matte
24" x 24" x 9mm Rectified	Matte	Matte	Matte	Matte	Matte	Matte
24" x 48" x 9mm Rectified	Matte	Matte	Matte	Matte	Matte	Matte
Polygon 21.5" x 29.5" x 9mm Rectified	Matte	Matte	Matte	Matte	Matte	Matte
Bullnose 3" x 24" x 9mm Rectified	Matte	Matte	Matte	Matte	Matte	Matte
						

Paver options available.

Contact [info@creativematerialscorp.com](mailto:info@creativematerialscorp.com) or your consultant for more information.

Chart indicates available size, color, finish and thickness options. Shaded block indicates not available. Sizing is nominal for field tile, trims, and decors.



2024v3