

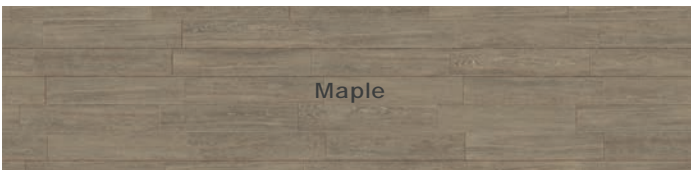





Description

Weald porcelain tile provides the authentic look of natural wood with a warm color palette and elegant graining. This collection is sure to create an inviting atmosphere and work in both rustic and refined spaces.

Colors



Finish & Thickness

Matte | 9mm

Finish varies per size and color –
Refer to Color•Size•Finish Matrix


Lead Time

1-2 Weeks

Location

USA

Sizes



Technical Data

Specification Reference	Test Method	Test Result
DCOF	ANSI A326.3	Interior, Wet (>0.42 Wet)
Water Absorption	ASTM C373	< 0.5%
Breaking Strength	ASTM C648	> 250 lbf

Body Type	Shade Variation
Glazed Color-Body Porcelain	V2



2024v1

Color•Size•Finish Matrix





Color — Size & Thickness				
	Oak	Maple	Chestnut	Walnut
8" x40" x9mm Non-Rectified	Matte	Matte	Matte	Matte



Chart indicates available size, color, finish and thickness options. Shaded block indicates not available. Sizing is nominal for field tile, trims, and decors.



2024v1