




Smoke + White


## Description

Scheme porcelain tile is a visually striking tile with a simplistic stone appearance, capturing the sophistication of urban design through a minimalistic approach. Its graphics feature subtle movement, while the contemporary color palette adds to its charm.

## Colors



## Sizes



## Technical Data

Specification Reference	Test Method	Test Result
DCOF	ANSI A326.3	Grip > 0.55 Wet
		Matte > 0.42 Wet
Water Absorption	ASTM C373	< 0.5%
Breaking Strength	ASTM C648	> 250 lbf
PEI	ASTM C1027	III

Body Type	Shade Variation
Glazed Color-Body Porcelain	V2

## Finish & Thickness

Grip, Matte | 9mm  
Finish varies per size and color –  
Refer to Color•Size•Finish Matrix

## Lead Time

1-2 Weeks

## Location

USA



2024v3




White + Warm Blend Geometric Mosaic



Black, Grey, Cold Blend 2.8"x3.15" Hexagon Mosaic

## Mosaics

Geometric Mosaic on 13.7"x11.22"x9mm Sheet Matte | Non-Rectified



Warm Blend

Cold Blend

2.8"x3.15" Hexagon Mosaic on 13.7"x11.22"x9mm Sheet Matte | Non-Rectified



Warm Blend

Cold Blend

## Color•Size•Finish Matrix







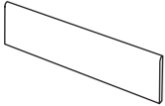
Color — Size & Thickness						
	White	Ivory	Beige	Smoke	Grey	Black
12" x 24" x 9mm Rectified	Grip Matte	Grip Matte	Matte	Grip Matte	Matte	Matte
24" x 48" x 9mm Rectified	Matte	Matte		Matte		
Bullnose 3" x 24" x 9mm Non-Rectified	Matte	Matte	Matte	Matte	Matte	Matte
						



Chart indicates available size, color, finish and thickness options. Shaded block indicates not available. Sizing is nominal for field tile, trims, and decors.



2024v3