



Dark Grey + Dark Grey Linear

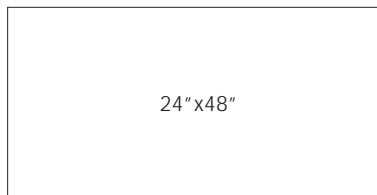
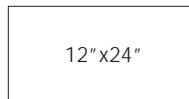
## Description

Vein Stone porcelain tile challenges preconceived notions of porcelain-interpreted stones. Sophistication is born from a fervent commitment to research and technology, a dedication that exudes meticulous attention to detail and elevates contemporary architectural environments.

## Colors



## Sizes



## Technical Data

Specification Reference	Test Method	Test Result
DCOF	ANSI A326.3	0.55 Wet
Water Absorption	ASTM C373	< 0.5%
Breaking Strength	ASTM C648	> 250 lbf
Deep Abrasion Resistance	ASTM C1243	< 175mm <sup>3</sup>

Body Type	Shade Variation
Unglazed Porcelain	V2

## Finish & Thickness

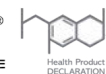
Natural | 8.5mm, 9.5mm  
Finish varies per size and color –  
Refer to Color•Size•Finish Matrix

## Lead Time

2-3 Weeks

## Location

USA



2024v1

# VEIN STONE

creative  
materials  
corporation



White + White Linear



Beige + Beige Linear

## Mosaics

2"x2" Mosaic on 12"x12"x8.5mm Sheet Natural




White



Beige



Light Grey



Dark Grey

## Color•Size•Finish Matrix

Color — Size & Thickness				
	<b>White</b>	<b>Beige</b>	<b>Light Grey</b>	<b>Dark Grey</b>
12" x 24" x 8.5mm	Natural	Natural	Natural	Natural
24" x 48" x 9.5mm	Natural	Natural	Natural	Natural
Bullnose 3" x 24" x 8.5mm	Natural	Natural	Natural	Natural

Color — Size & Thickness				
	<b>White Linear</b>	<b>Beige Linear</b>	<b>Light Grey Linear</b>	<b>Dark Grey Linear</b>
12" x 24" x 9.5mm	Natural	Natural	Natural	Natural

Chart indicates available size, color, finish and thickness options. Shaded block indicates not available. Sizing is nominal for field tile, trims, and decors.



2024v1