



Description

Sheen porcelain tile reaches richer, more luxurious depths through a weathered metallic aesthetic. Inviting and velvety to the eye in gorgeous colors integrated perfectly with rust effects.

Colors



Technical Data

Specification Reference	Test Method	Test Result
DCOF	ANSI A326.3	10mm • Interior, Wet (>0.42 Wet)
		Gauged > 0.42 Wet
Water Absorption	ISO 10545-3	< 0.05%
Breaking Strength	ISO 10545-4	R>35 N/mm ² , S>1300N

Finish & Thickness

Matte | 3.5mm, 5.6mm, 10mm
Finish varies per size and color –
Refer to Color•Size•Finish Matrix

Lead Time



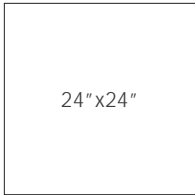

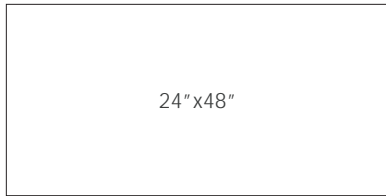
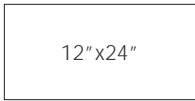
8-10 Weeks

Location

Spain




Sizes





Mosaic

2"x2" Mosaic on 12"x12"x10mm Sheet Matte



Available in all colors

Color•Size•Finish Matrix






Color — Size & Thickness					
	Pearl	Steel	Patina	Bronze	Iron
12"x24"x10mm	Matte	Matte	Matte	Matte	Matte
24"x24"x10mm	Matte	Matte	Matte	Matte	Matte
24"x48"x10mm	Matte	Matte	Matte	Matte	Matte
Gauged panel 24"x48"x5.6mm	Matte	Matte	Matte	Matte	Matte
48"x48"x10mm	Matte	Matte	Matte	Matte	Matte
Gauged Panel 48"x48"x5.6mm	Matte	Matte	Matte	Matte	Matte
Gauged Panel 39"x118"x3.5mm Wall Use Only	Matte	Matte	Matte	Matte	Matte
Gauged Panel 48"x102"x5.6mm	Matte	Matte	Matte	Matte	Matte

Chart indicates available size, color, finish and thickness options. Shaded block indicates not available. Sizing is nominal for field tile, trims, and decors.

