



## Description

Sheen porcelain tile reaches richer, more luxurious depths through a weathered metallic aesthetic. Inviting and velvety to the eye in gorgeous colors integrated perfectly with rust effects.

## Colors



## Technical Data

Specification Reference	Test Method	Test Result
DCOF	ANSI A326.3	10mm • Interior, Wet (>0.42 Wet)
		Gauged > 0.42 Wet
Water Absorption	ISO 10545-3	< 0.05%
Breaking Strength	ISO 10545-4	R>35 N/mm <sup>2</sup> , S>1300N

## Finish & Thickness

Matte | 3.5mm, 5.6mm, 10mm  
Finish varies per size and color –  
Refer to Color•Size•Finish Matrix

## Lead Time

8-10 Weeks



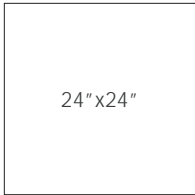

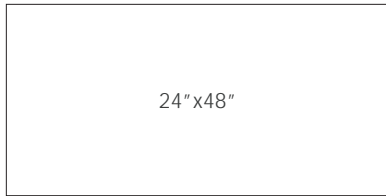
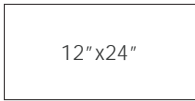
## Location

Spain



2024v2


## Sizes





## Mosaic

2"x2" Mosaic on 12"x12"x10mm Sheet Matte | Rectified



Available in all colors

## Color•Size•Finish Matrix






Color — Size & Thickness					
	Pearl	Steel	Patina	Bronze	Iron
12"x24"x10mm Rectified	Matte	Matte	Matte	Matte	Matte
24"x24"x10mm Rectified	Matte	Matte	Matte	Matte	Matte
24"x48"x10mm Rectified	Matte	Matte	Matte	Matte	Matte
Gauged panel 24"x48"x5.6mm Non-Rectified	Matte	Matte	Matte	Matte	Matte
48"x48"x10mm Rectified	Matte	Matte	Matte	Matte	Matte
Gauged Panel 48"x48"x5.6mm Non-Rectified	Matte	Matte	Matte	Matte	Matte
Gauged Panel 39"x118"x3.5mm Wall Use Only Non-Rectified	Matte	Matte	Matte	Matte	Matte
Gauged Panel 48"x102"x5.6mm Non-Rectified	Matte	Matte	Matte	Matte	Matte

Chart indicates available size, color, finish and thickness options. Shaded block indicates not available. Sizing is nominal for field tile, trims, and decors.



2024v2