




Description

Embrace porcelain tile emulates nature, particularly clay's warm hues and 'tone-on-tone' gradations. A delicate play of light and shadow is showcased in the decor through its exquisite, folded textures, evoking the subtle intricacy of artfully pleated fabric.

Colors




Folds



2024v2



Sizes



Finish & Thickness

Matte, Natural | 9mm, 9.5mm
Finish varies per size and color –
Refer to Color•Size•Finish Matrix

Lead Time

8-10 Weeks

Location

Italy

Technical Data

Specification Reference	Test Method	Test Result
DCOF	ANSI A326.3	Natural > 0.55 Wet
		Folds • Not Applicable
Water Absorption	ISO 10545-3	< 0.5%
Breaking Strength	ISO 10545-4	R>35 N/mm ² , S>1300n
Deep Abrasion Resistance	ISO 10545-6	< 175 mm ³ Natural
Body Type		Shade Variation
Unglazed Porcelain		V2

Color•Size•Finish Matrix

Color — Size & Thickness	Ivory	Greige	Taupe	Terracotta	Green	Blue	Grey
4" x 24" x 9.5mm	Natural	Natural	Natural	Natural	Natural	Natural	Natural
24" x 24" x 9.5mm	Natural	Natural	Natural	Natural	Natural	Natural	Natural
24" x 48" x 9.5mm	Natural	Natural	Natural	Natural	Natural	Natural	Natural
48" x 48" x 9mm	Natural	Natural	Natural	Natural			Natural
Bullnose 2" x 24" x 9.5mm	Natural	Natural	Natural	Natural	Natural	Natural	Natural
							
Stairtread 13" x 48" x 9.5mm	Natural	Natural	Natural	Natural	Natural	Natural	Natural
							


Color — Size & Thickness						
Folds	White	Beige	Blush	Sage	Navy	Graphite
24" x 48" x 9.5mm	Matte	Matte	Matte	Matte	Matte	Matte

Chart indicates available size, color, finish and thickness options. Shaded block indicates not available. Sizing is nominal for field tile, trims, and decors.

