



Beige Triangle

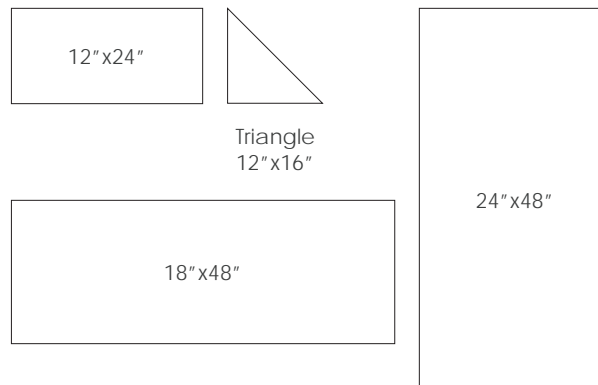
Description

Epocha porcelain tile pays tribute to the grandeur of our planet's geological antiquity. Drawing inspiration from the limestone structures that have stood the test of time. This approach offers a conceptual and tangible inheritance for modern design and architecture integration.

Colors



Sizes



Technical Data

Specification Reference	Test Method	Test Result
DCOF	ANSI A326.3	Matte • Interior, Wet (>0.42 Wet)
Water Absorption	ASTM C373	< 0.5%
Breaking Strength	ASTM C648	> 275 lbf

Finish & Thickness

Matte | 8mm
Finish varies per size and color –
Refer to Color•Size•Finish Matrix

Lead Time


2-3 Weeks

Location

USA

Body Type	Shade Variation
Glazed Color-Body Porcelain	V3





Triangle 12"x12"x16"x8mm Matte



Ivory



Beige



Granite



Grey

Ribbed 18"x48"x8mm Matte



Ivory



Beige



Granite




Grey



Mosaics

1"x6" Stacked Mosaic on 12"x12"x8mm Sheet Matte Rectified



Ivory

Beige

Granite

Grey

2"x2" Mosaic on 12"x12"x8mm Sheet Matte Rectified






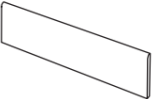
Ivory

Beige

Granite

Grey

Color•Size•Finish Matrix

Color — Size & Thickness				
	Ivory	Beige	Granite	Grey
Triangle 12" x 16" x 8mm Rectified	Matte	Matte	Matte	Matte
12" x 24" x 8mm Rectified	Matte	Matte	Matte	Matte
24" x 48" x 8mm Rectified	Matte	Matte	Matte	Matte
Bullnose 3" x 12" x 8mm	Matte	Matte	Matte	Matte
				





Color — Size & Thickness				
	Ivory	Beige	Granite	Grey
Ribbed 18" x 48" x 8mm Rectified	Matte	Matte	Matte	Matte

Chart indicates available size, color, finish and thickness options. Shaded block indicates not available. Sizing is nominal for field tile, trims, and decors.

