





Description

Unite porcelain tile marries the robustness of concrete with the inviting quality of fabric. This interpretation of strength and warmth offers an aesthetic that softens the industrial nature of concrete with the comforting textures of fabric—a contemporary blend creating unique surfaces with an urban edge.

Colors



Sizes



Technical Data

Specification Reference	Test Method	Test Result
DCOF	ANSI A326.3	> 0.55 Wet
Water Absorption	ASTM C373	< 0.5%
Breaking Strength	ASTM C648	> 250 lbf

Finish & Thickness

Matte | 7mm, 8mm, 10mm
Finish varies per size and color –
Refer to Color•Size•Finish Matrix

Lead Time

1-2 Weeks

Availability

Domestic Inventory

Body Type	Shade Variation
Glazed Color-Body Porcelain	V2



2024v2

Mosaics

2"x6" Brick Mosaic on 12"x14"x8mm Sheet Matte | Non-Rectified



White




Beige




Greige



Silver




Graphite




Grey


2"x2" Mosaic on 12"x12"x8mm Sheet Matte | Non-Rectified




White




Beige




Greige



Silver



Graphite



Grey

Color•Size•Finish Matrix

Color — Size & Thickness						
	White	Beige	Greige	Silver	Graphite	Grey
12"x24"x8mm Non-Rectified	Matte	Matte	Matte	Matte	Matte	Matte
24"x48"x10mm Rectified	Matte	Matte	Matte	Matte		
Bullnose 3"x12"x7mm Non-Rectified	Matte	Matte	Matte	Matte	Matte	Matte
						
Covebase 6"x12"x7mm Non-Rectified	Matte	Matte	Matte	Matte	Matte	Matte
						

Chart indicates available size, color, finish and thickness options. Shaded block indicates not available. Sizing is nominal for field tile, trims, and decors.

