

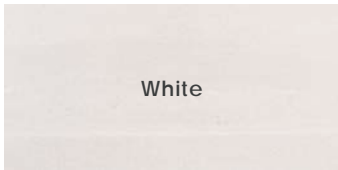


Taupe

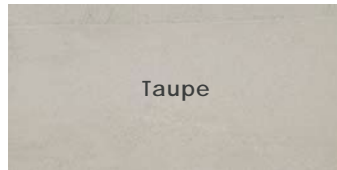
## Description

Ambition porcelain tile represents a minimalist design ethos that blends limestone, cement, and basalt into a captivating material. The innovative fusion highlighting natural veining and textures creates stunning yet refined surfaces. Ambition establishes a calm yet striking visual impact.


## Colors




White



Taupe



Chocolate

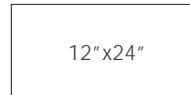


Silver

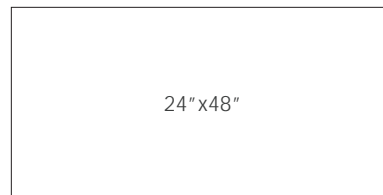


Charcoal

## Sizes



12\"x24\"



24\"x48\"

## Technical Data

Specification Reference	Test Method	Test Result
DCOF	ANSI A326.3	> 0.42 Wet
Water Absorption	ASTM C373	< 0.5%
Breaking Strength	ASTM C648	> 250 lbf

## Finish & Thickness

Matte | 7mm, 8mm, 10mm  
Finish varies per size and color –  
Refer to Color•Size•Finish Matrix

## Lead Time

1-2 Weeks

## Availability

Domestic Inventory

Body Type	Shade Variation
Glazed Color-Body Porcelain	V3



2024v2



## Mosaics

2"x6" Brick Mosaic on 12"x14"x8mm Sheet Matte | Non-Rectified




White



Taupe



Chocolate




Silver




Charcoal


2"x2" Mosaic on 12"x12"x8mm Sheet Matte | Non-Rectified



White




Taupe



Chocolate



Silver



Charcoal

## Color•Size•Finish Matrix

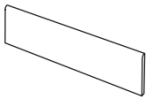
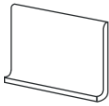
Color — Size & Thickness					
	White	Taupe	Chocolate	Silver	Charcoal
12"x24"x8mm Non-Rectified	Matte	Matte	Matte	Matte	Matte
24"x48"x10mm Rectified	Matte			Matte	
Bullnose 3"x12"x8mm Non-Rectified	Matte	Matte	Matte	Matte	Matte
					
Covebase 6"x12"x7mm Non-Rectified	Matte	Matte	Matte	Matte	Matte
					

Chart indicates available size, color, finish and thickness options. Shaded block indicates not available. Sizing is nominal for field tile, trims, and decors.



2024v2