



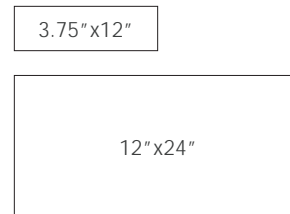
Description

Foulard porcelain tile plays on the traditional linen aesthetic with tone-on-tone coloring in soft muted colors. The combination of textures and simplicity of the fibers are innovative.

Colors



Sizes



Technical Data

Specification Reference	Test Method	Test Result
DCOF	ANSI A326.3	Interior, Wet Plus (>0.50 Wet)
Water Absorption	ASTM 373	< 0.5%
Breaking Strength	ASTM C648	≥ 465 lbf.
Scratch Hardness	MOHS	7

Finish & Thickness

Matte | 9 mm
Finish varies per size and color –
Refer to Color•Size•Finish Matrix

Lead Time

1-2 Weeks

Availability

Domestic Inventory

Body Type	Shade Variation
Glazed Color-Body Porcelain	V1





Tan




Light Grey

Mosaics


1"x6" Stacked Mosaic on 12"x12"x9mm Sheet Matte | Non-Rectified



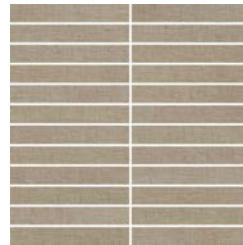
Light Grey



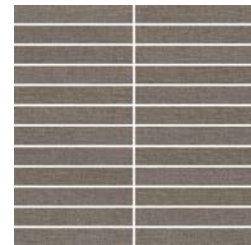
Grey



Beige




Tan




Brown

Mix Mosaic on 12"x12"x9mm Sheet Matte | Non-Rectified



Alto



Soprano



Tenor

Color•Size•Finish Matrix

Color — Size & Thickness					
	Light Grey	Grey	Beige	Tan	Brown
3.75"x12"x9mm Non-Rectified	Matte	Matte	Matte	Matte	Matte
12"x24"x9mm Non-Rectified	Matte	Matte	Matte	Matte	Matte
Bullnose 3"x12"x9mm Non-Rectified	Matte	Matte	Matte	Matte	Matte
					



Chart indicates available size, color, finish and thickness options. Shaded block indicates not available. Sizing is nominal for field tile, trims, and decors.



2024v2