



Description

Seascape porcelain tile captures the essence of the ocean floor, shaped by time and nature, resulting in a sophisticated stone-like appearance. Its surface features a soft texture, adorned with delicate mineral specks and hints of shell-like patterns, offering a refined visual and tactile experience.

Colors



Ridge



Finish & Thickness

Matte, Matte R10 | 8.5mm,
9.5mm

Finish varies per size and color –
Refer to Color•Size•Finish Matrix

Lead Time

2-3 Weeks

Location

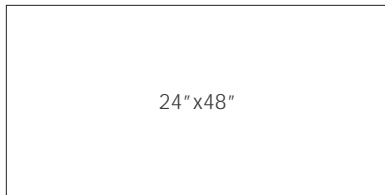
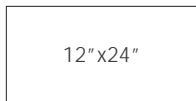
USA



EPD[®]
INDUSTRY WIDE



Sizes



Technical Data

Specification Reference	Test Method	Test Result
DCOF	ANSI A326.3	Matte R10 • > 0.50 Wet
		Matte • Not Applicable
Water Absorption	ASTM C373	< 0.5%
Breaking Strength	ASTM C648	> 250 blf
Deep Abrasion Resistance	ASTM C1243	< 175mm ³

Body Type	Shade Variation
Unglazed Porcelain	V2

Mosaics


2" x 2" Mosaic on 12" x 12" x 8.5mm Sheet Matte R10 Rectified




White



Beige



Light Grey



Dark Grey



Beige Ridge



Dark Grey

Color•Size•Finish Matrix

Color — Size & Thickness				
	White	Beige	Light Grey	Dark Grey
12" x 24" x 8.5mm Rectified	Matte R10	Matte R10	Matte R10	Matte R10
24" x 48" x 9.5mm Rectified	Matte R10	Matte R10	Matte R10	Matte R10
Bullnose 3" x 24" x 8.5mm Matte R10 Rectified	Matte R10	Matte R10	Matte R10	Matte R10
				





Color — Size & Thickness				
Ridge	White	Beige	Light Grey	Dark Grey
24" x 48" x 9.5mm Rectified	Matte	Matte	Matte	Matte

Chart indicates available size, color, finish and thickness options. Shaded block indicates not available. Sizing is nominal for field tile, trims, and decors.

