




Description

Impervious porcelain tile leads the pack in modernism through concrete inspiration. With the linear texture surface, the collection is instantly expanded to carry designs to the wall. The subtle tones lend towards a more natural-looking concrete enhanced by a unique finish that mimics board-formed concrete.

Colors



Finish & Thickness

Matte | 8mm
Finish varies per size and color –
Refer to Color•Size•Finish Matrix



Lead Time

2-3 Weeks

Location

USA

Sizes



Technical Data

Specification Reference	Test Method	Test Result
DCOF	ANSI A326.3	> 0.50 Wet
Water Absorption	ASTM C373	< 0.1%
Breaking Strength	ASTM C648	> 400 lbf
PEI	ASTM C1027	IV

Body Type	Shade Variation
Glazed Color-Body Porcelain	V2





Mosaics

2"x2" Mosaic on 12"x12"x8mm Sheet Matte | Non-Rectified



White



Grey



Black

Color•Size•Finish Matrix




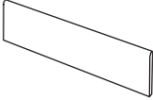

Color — Size & Thickness			
	White	Grey	Black
12" x 24" x 8mm Non-Rectified	Matte	Matte	Matte
18" x 36" x 8mm Rectified	Matte	Matte	Matte
Bullnose 3" x 24" x 8mm Non-Rectified	Matte	Matte	Matte
			
Covebase 6" x 12" x 8mm Non-Rectified	Matte	Matte	Matte
			

Chart indicates available size, color, finish and thickness options. Shaded block indicates not available. Sizing is nominal for field tile, trims, and decors.

