




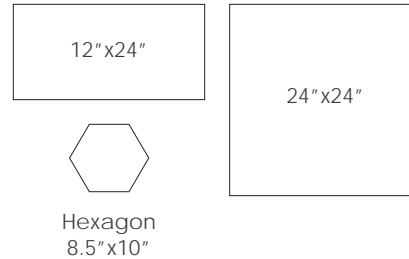
Description

Modern Concrete porcelain tile modernizes old-world cementine tiles with a soft finish and delicate shades of color. It is the perfect attitude for modern interiors that fit that metropolitan style.

Colors



Sizes



Technical Data

Specification Reference	Test Method	Test Result
DCOF	ANSI A326.3	> 0.50 Wet
Water Absorption	ASTM C373	< 0.5%
Breaking Strength	ASTM C648	> 250 lbf

Finish & Thickness

Matte | 9mm
Finish varies per size and color –
Refer to Color•Size•Finish Matrix

Lead Time

2-3 Weeks

Location

USA





Color




Color

Mosaic


2"x2" Mosaic on 12"x12"x9mm Sheet Matte Rectified




White




Sand



Brown



Grey



Dark Grey

Color•Size•Finish Matrix






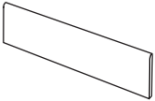
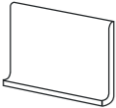
Color — Size & Thickness					
	White	Sand	Brown	Grey	Dark Grey
Hexagon 8.5"x10"x9mm Non-Rectified	Matte	Matte		Matte	
12"x24"x9mm Rectified	Matte	Matte	Matte	Matte	Matte
24"x24"x9mm Rectified	Matte	Matte	Matte	Matte	Matte
Bullnose 3"x24"x9mm Rectified	Matte	Matte	Matte	Matte	Matte
					
Covebase 6"x12"x9mm Rectified	Matte	Matte	Matte	Matte	Matte
					

Chart indicates available size, color, finish and thickness options. Shaded block indicates not available. Sizing is nominal for field tile, trims, and decors.

